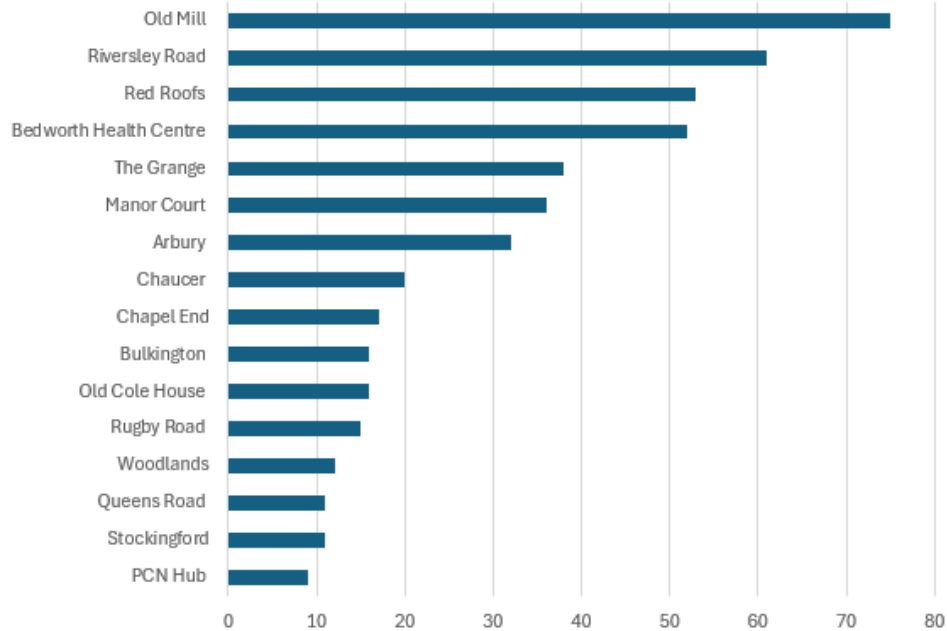


SPLW Referrals Quarter 2 - 2024/2025



SPLW Referrals - Total 474

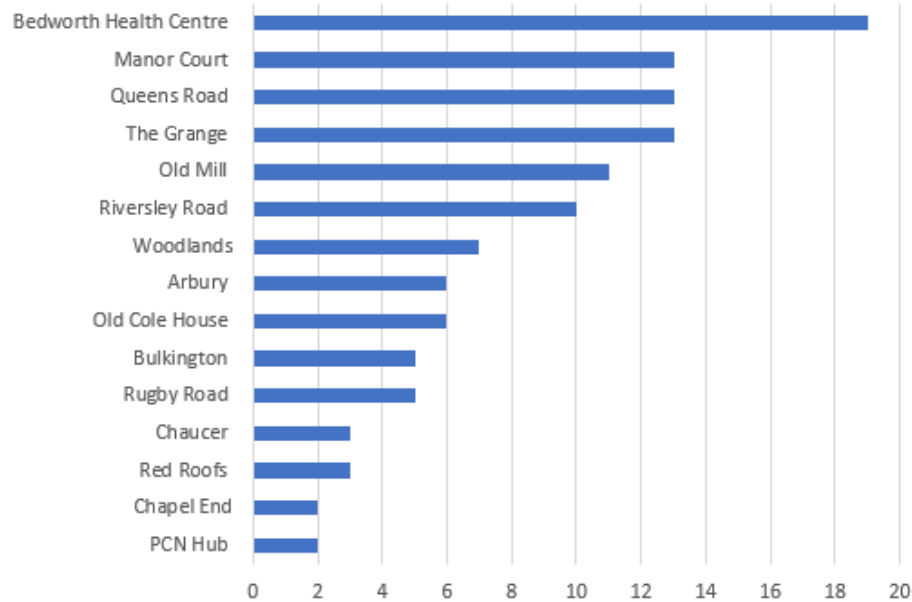


Practice Name	No. Referrals	Referral Percentage	Representative Percent
Old Mill	75	15.82%	11.20%
Riversley Road	61	12.87%	5.56%
Red Roofs	53	11.18%	11.64%
Bedworth Health Centre	52	10.97%	18.02%
The Grange	38	8.02%	10.41%
Manor Court	36	7.59%	7.14%
Arbury	32	6.75%	8.17%
Chaucer	20	4.22%	2.63%
Chapel End	17	3.59%	4.11%
Bulkington	16	3.38%	4.80%
Old Cole House	16	3.38%	3.29%
Rugby Road	15	3.16%	3.22%
Woodlands	12	2.53%	3.92%
Queens Road	11	2.32%	2.32%
Stockingford	11	2.32%	1.91%
PCN Hub	9	1.90%	

HWBC Referrals Quarter 2 - 2024/2025

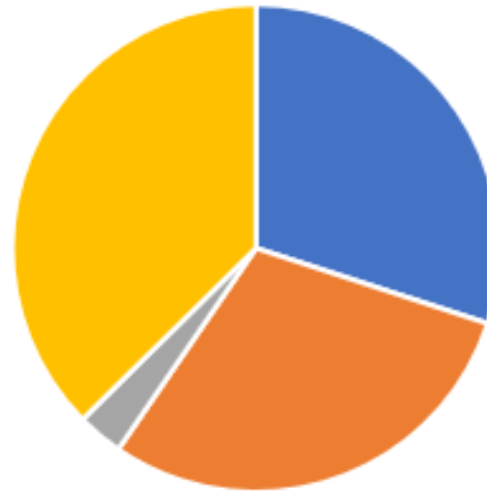


HWBC Referrals - Total 118



Practice Name	No. Referrals	Referral Percentage	Representative Percent
Bedworth Health Centre	19	16.10%	18.02%
Manor Court	13	11.02%	7.14%
Queens Road	13	11.02%	2.32%
The Grange	13	11.02%	10.41%
Old Mill	11	9.32%	11.20%
Riversley Road	10	8.47%	5.56%
Woodlands	7	5.93%	3.92%
Arbury	6	5.08%	8.17%
Old Cole House	6	5.08%	3.29%
Bulkington	5	4.24%	4.80%
Rugby Road	5	4.24%	3.22%
Chaucer	3	2.54%	2.63%
Red Roofs	3	2.54%	11.64%
Chapel End	2	1.69%	4.11%
PCN Hub	2	1.69%	

Current Waiting Lists - 230



■ Nuneaton North ■ Nuneaton South ■ Bedworth & Bulkington ■ HWBC

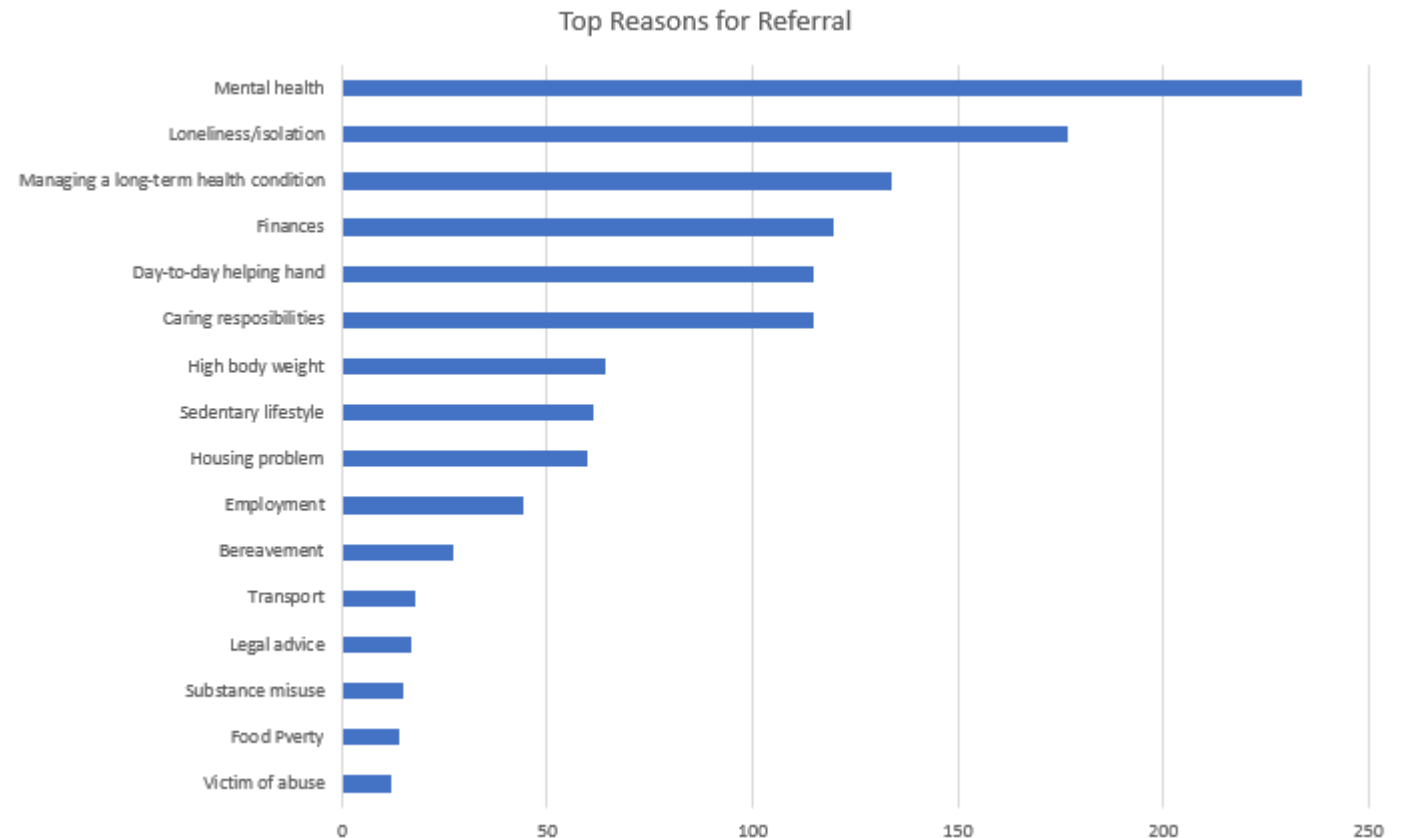
Nuneaton North	69
Nuneaton South	68
Bedworth & Bulkington	7
HWBC	86
Total	230



Top Referral Reasons



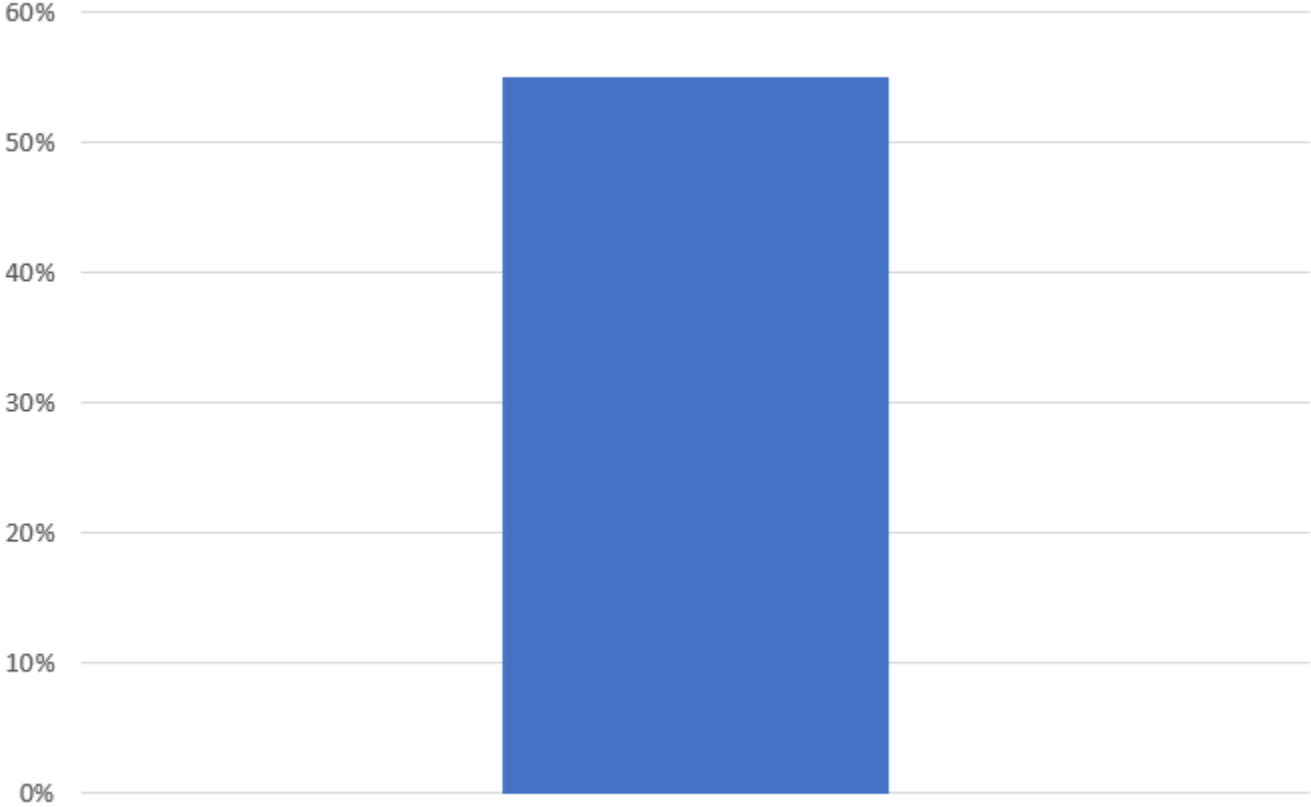
Top Reasons for Referrals	
Reason for Referral	Number
Mental health	234
Loneliness/isolation	177
Managing a long-term health condition	134
Finances	120
Caring responsibilities	115
Day-to-day helping hand	115
High body weight	64
Sedentary lifestyle	61
Housing problem	60
Employment	44
Bereavement	27
Transport	18
Legal advice	17
Substance misuse	15
Food Pverty	14
Victim of abuse	12



Patient Feedback and ONS4 improvement Scores



Average improvement in Well being based on ONS4



“I found the service really good and really appreciated it. I felt that you were the only one to listen to me and push things through”

“It feels nice to have someone in my corner, thank you for all the support”

“I’m so happy that you call me. You’re the only person I have.”

Top 20 Services Referred to by SPLW's in Quarter 2 - 2024/2025



Service	Number of Referrals
Citizens Advice	137
Mind	92
Volunteer Friends	59
Caring Together	54
Food Banks	53
Adult Social Care	49
Talking Therapies NHS	37
PCN Mental Health Link Workers	36
Recovery and Wellbeing Academy	33
Silverline	26
Heart	26
Active Skye Blues	24
Coventry & Warwickshire Partnership NHS Trust	24
Carers Trust Health of England	22
PCN Care Coordinators	19
Fitter Futures	18
Mary Ann Evans	18
CRESS Team	17
AGE UK	17
PCN Health & Wellbeing Coach	16

Total number of referrals / signposts made to community / statutory services by SPLW's during interventions

