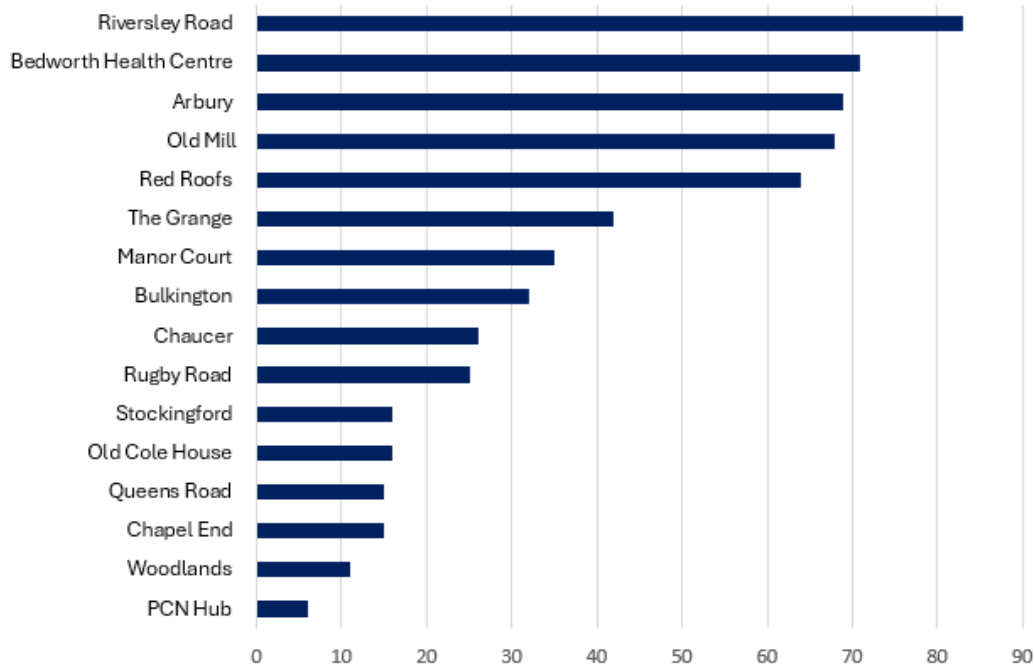


SPLW Referrals Quarter 3 - 2024/2025



SPLW Referrals - Total 594

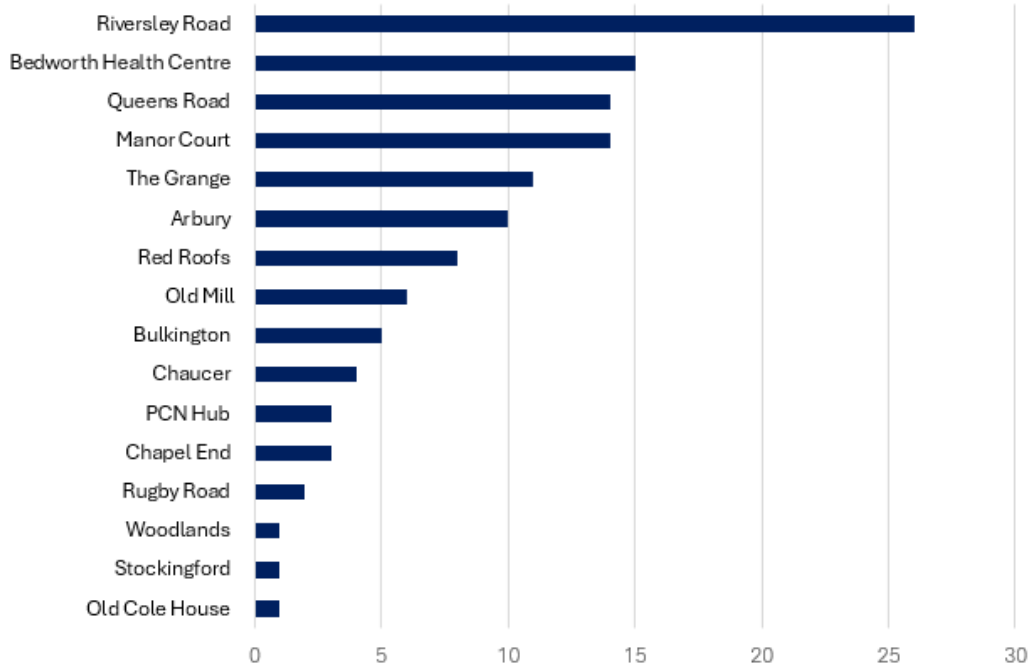


Practice Name	No. Referrals	Referral Percentage	Representative Percent
Riversley Road	83	13.97%	5.56%
Bedworth Health Centre	71	11.95%	18.02%
Arbury	69	11.62%	8.17%
Old Mill	68	11.45%	11.20%
Red Roofs	64	10.77%	11.64%
The Grange	42	7.07%	10.41%
Manor Court	35	5.89%	7.14%
Bulkington	32	5.39%	4.80%
Chaucer	26	4.38%	2.63%
Rugby Road	25	4.21%	3.22%
Old Cole House	16	2.69%	3.29%
Stockingford	16	2.69%	1.91%
Chapel End	15	2.53%	4.11%
Queens Road	15	2.53%	2.32%
Woodlands	11	1.85%	3.92%
PCN Hub	6	1.01%	0%

HWBC Referrals Quarter 3 - 2024/2025



HWBC Referrals - Total 124



Practice Name	No. Referrals	Referral Percentage	Representive Percent
Riversley Road	26	20.97%	5.56%
Bedworth Health Centre	15	12.10%	18.02%
Manor Court	14	11.29%	7.14%
Queens Road	14	11.29%	2.32%
The Grange	11	8.87%	10.41%
Arbury	10	8.06%	8.17%
Red Roofs	8	6.45%	11.64%
Old Mill	6	4.84%	11.20%
Bulkington	5	4.03%	4.80%
Chaucer	4	3.23%	2.63%
Chapel End	3	2.42%	4.11%
PCN Hub	3	2.42%	0%
Rugby Road	2	1.61%	3.22%
Old Cole House	1	0.81%	3.29%
Stockingford	1	0.81%	1.91%
Woodlands	1	0.81%	3.92%

Current Waiting Lists - 309



■ Nuneaton North ■ Nuneaton South ■ Bedworth & Bulkington ■ HWBC

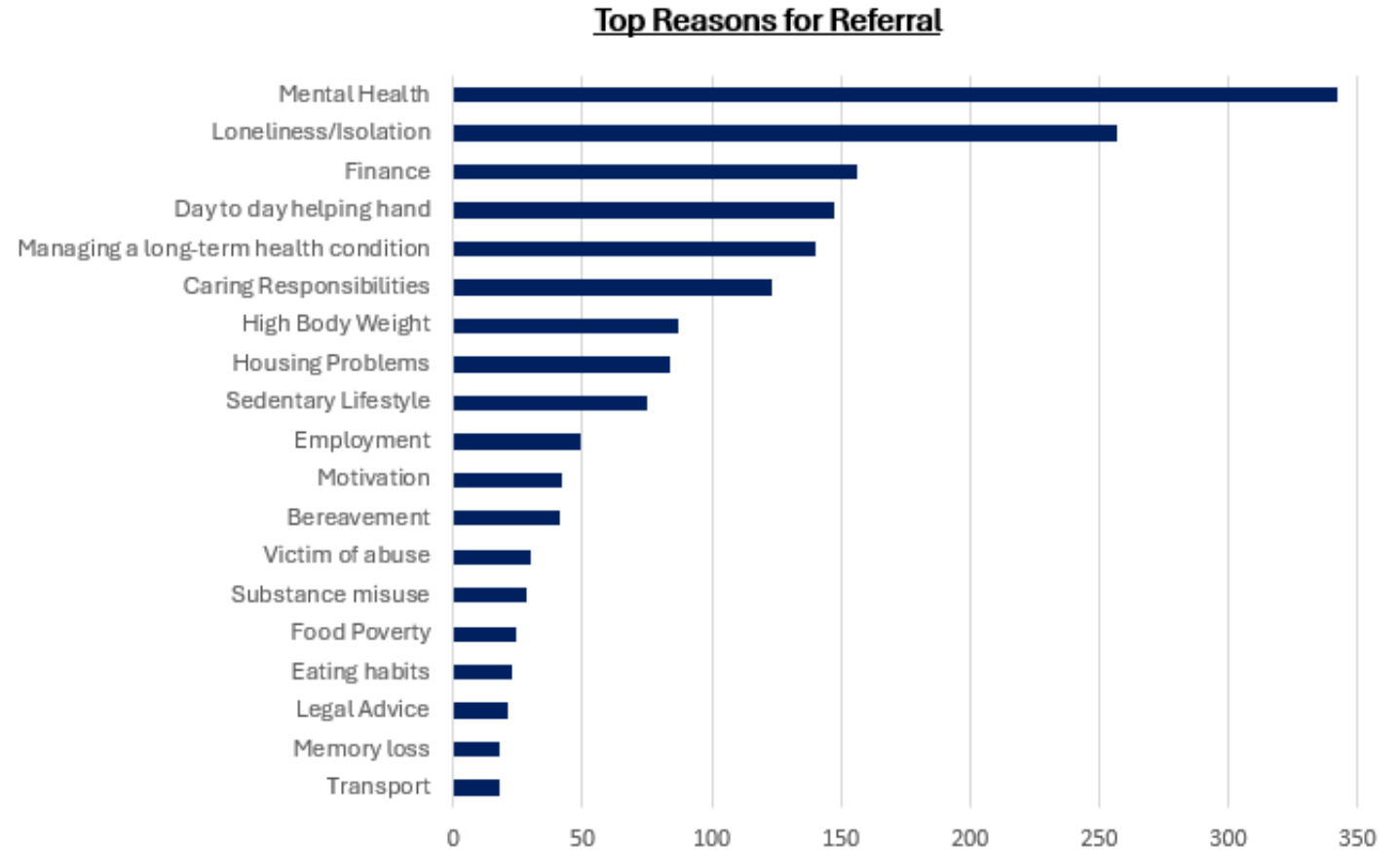
Nuneaton North	97
Nuneaton South	130
Bedworth & Bulkington	31
HWBC	57
Total	315



Top Referral Reasons



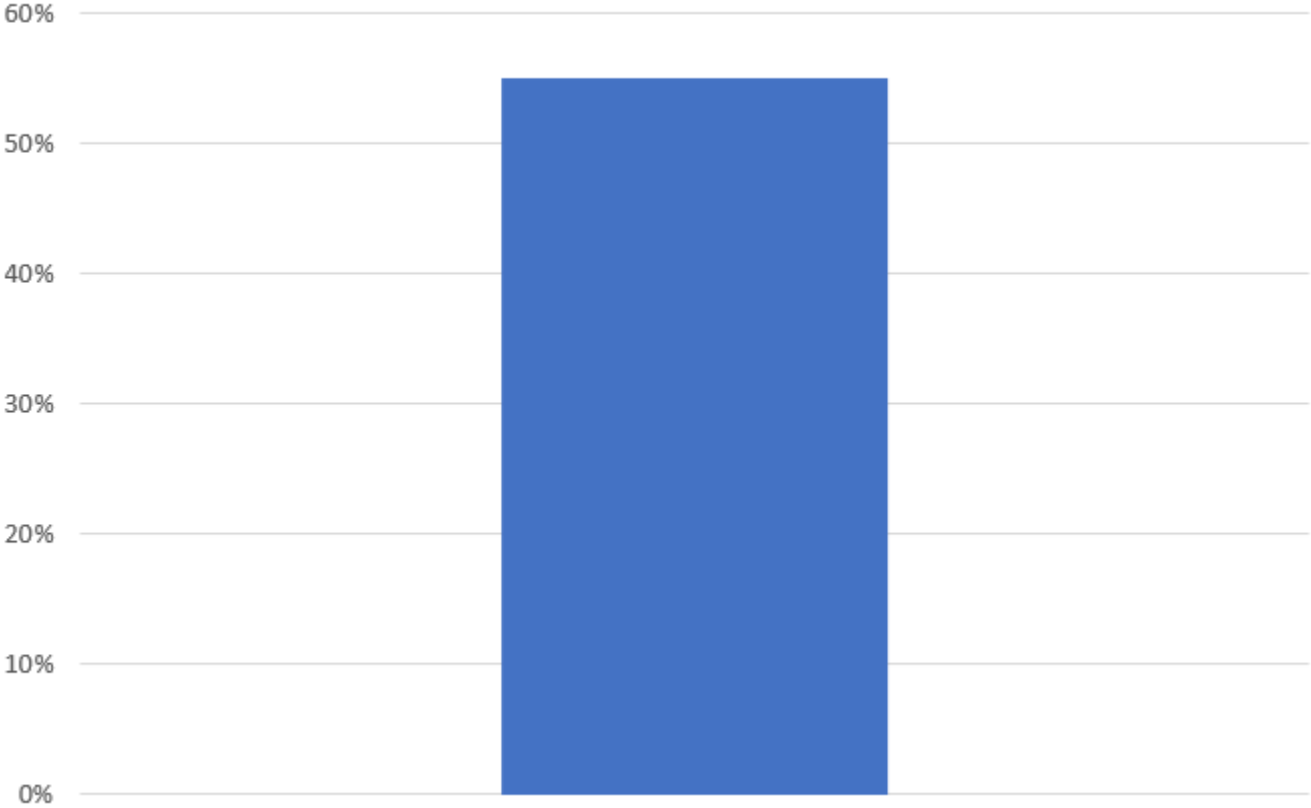
Top Reasons for Referrals	
Reason For Referral	Number
Mental Health	342
Loneliness/Isolation	257
Finance	156
Day to day helping hand	147
Managing a long-term health condition	140
Caring Responsibilities	123
High Body Weight	87
Housing Problems	84
Sedentary Lifestyle	75
Employment	49
Motivation	42
Bereavement	41
Victim of abuse	30
Substance misuse	28
Food Poverty	24
Eating habits	23
Legal Advice	21
Memory loss	18
Transport	18



Patient Feedback and ONS4 improvement Scores



Average improvement in Well being based on ONS4



"For the first time in my life, I am genuinely happy and looking forward to the future, and it wouldn't have been possible without you. Walk and Talk sessions gave me something to look forward to and led me to meeting new friends. I will never forget the patience and guidance you showed me when I was too afraid to take it all in. I will be forever grateful to you and your support."

She was grateful for the support. Miss B said that it was great to talk things out. "I think I already knew what I had to do to improve my lifestyle and be happy, I just needed a helping hand along the way to figure it out".

Top 30 Services Referred to by SPLW's in Quarter 3 - 2024/2025



Service	Number of Referrals
CAB Nuneaton and Bedworth	78
Caring Together - Warwickshire	49
Adult Social Care - Warwickshire	41
PCN Mental Health Link Workers - Nuneaton and Bedworth	40
Talking Therapies Coventry and Warwickshire	36
Walk and Talk - Nuneaton and Bedworth	33
PCN Rehab Direct - Pain Management Service -Nuneaton and Bedworth	31
Volunteer Friends	29
ISPA - Adult out of Hospital Services	28
Mental Health Access Hub	28
The Makery - Guardians Grow Charity	25
Active Sky Blues - 12 week programme - Nuneaton and Bedworth	25
Food Bank - Trussell Trust	24
HEART - N&B Borough Council	24
Fitter Futures Warwickshire	24
Age UK Coventry & Warwickshire	23
Carers Trust	21
Seated Exercise Class - Nuneaton	20
Coventry and Warwickshire Mental Wellbeing Line	18
GP Services - Nuneaton and Bedworth	16
Stockingford Community Centre	15
Admiral Nurses - Coventry and Warwickshire	14
Silverline	13
Medicar	13
Sleep Station	12
PCN Health and Wellbeing Coach - Nuneaton and Bedworth	12
Nuneaton Food Bank - Voucher	12
Warwickshire WorkWell	12
Family Information Service - Warwickshire	11
Alzheimers Society	10

Total Number of Referrals / Signposts made to Community / Statutory Services by SPLW's During Interventions

